

**SOKOYO**<sup>®</sup>

**CAPSOL SERIES**  
Integrated lamp wall mounted

ALL IN ONE  
SOLAR STREET LIGHT



Appearance Patent Number: 20193046447.0



China free hot line: 0086-514-8216-6606  
Tel: 0086 514 87914128  
Web: [www.sokoyosolar.com](http://www.sokoyosolar.com)  
Factory address: #3 district, Guoji Industrial park, North suburb, Yangzhou, Jiangsu Province, China  
Sales Headquarter: Floor 4, Building 2, Guotai Building, No. 440, West Wenchang Road, Hanjiang District, Yangzhou city



FRONT



RIGHT



TOP

## SIMPLE STYLE LIGHT WITH FASHION ENERGY CONSERVATION

Capsol series LED intelligent solar garden lights, integrated design, simple, fashionable, light-weight, practical. It saves electric energy and protects earth resources. It is suitable for the road lighting of modern commercial district, residential district, park, small parking lot and other places.



### Batwing Lens

The lens is Teijin brand.1225Z is of high strength and high adaptability.



### Built-in LiFePO4 battery

High efficiency, light weight and long service life. Inhibit battery polarization, reduce thermal effect and improve speed rate.



### Base

Small weight; high strength; corrosion resistance; good stability; no cable, extremely convenient installation.



KY-Y-YY DC

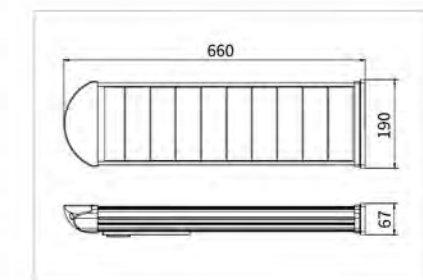


## CAPSOL All-in-one solar led street light

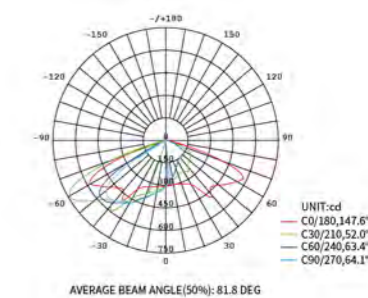


Patented lens, bat-wing type to make the light distribution more uniform; Intelligent control system realizes lighting on demand and reduces power consumption of the whole system; The whole lamp is simple to assemble, easy to install and maintain; Using LiFePO4 battery, the battery life is longer and safer; Longer cycles, economical and practical.

Product Model	KY-Y-YY-001
Rated Power	10W
System Voltage	DC3.2V
Lithium Battery	3.2V/30AH 96WH
Solar Panel	Monocrystalline 15W/5V
Light Source	3030
Light Distribution	Bat-Wing light distribution (150°x75°)
Light Efficiency	≥110LM/W
Color Temperature	6000K
CRI	≥Ra70
IP Rate	IP65
IK Rate	IK08
Working Temperature	-10°C~+60°C
Lamp Weight	3.75kg
LED Lifespan	>50000H
Lamp Dimension	660×190×67mm
Packing Dimension	711×107×240mm (1pc/CTN)
Working Mode	6H/8H/12H per night
Mounting Methods	Wall mounting type: Equipped with expansion screw kit Hoop type: φ 48,300mm length



Meridian Light Distribution Curve (10W parameter)



**FUNCTION DESCRIPTION OF REMOTE CONTROL**



**Remote control + timing + dimming**

Wireless remote control, convenient design, one button to turn on and off.



Solar charging



High brightness lights



Remote control



Long life span




Light control operation



Energy conservation and environmental friendly

Instant light (on)



Set the rated power of the light source to 5W

The brightness of the light source can be set to 100%, 70%, 30% for demonstration, and the demonstration time is 60s.

Instant light off (off)

Set the rated power of the light source to 10W

The lighting time can be set to 6H, 8H, or 12H, each with a specific working mode as follows:  
 6H: 0.5H/30%、3.5H/100%、2H/30%  
 8H: 0.5H/30%、1H/100%、2.5H/50%、4H/30%  
 12H: 0.5H/30%、1H/100%、2.0H/50%、8.5H/30%

**PRODUCT STRUCTURE DISPLAY**

**The alloy type body**

Alloy material as the main structure, with good rust and corrosion prevention function.

**High efficiency monocrystalline silicon solar panels**

Photoelectric conversion rate of 22%, long life, high capacity and long life lithium battery to ensure the service life of the product.



**High efficiency light source module**

Specially tailored patented lens can greatly improve the lighting effect, making the illumination uniformity better and improve the road lighting effect.

**Lithium iron phosphate battery**

Cycle life is more than 1000 times, safe to use, no fire and no explosion; high temperature resistance, large capacity, green environmental protection.



Bat wing



Lens controller + highlight lamp bead + aluminum substrate

**Intelligent integrated controller**

Integrated design of light source and controller, with intelligent control of lighting time, lighting power, over charge, over discharge, electronic short circuit, overload protection, anti-reverse connection protection and other functions, can be adapted to a variety of environments.

**Multiple color schemes are available**

According to the environment and preferences of the scene, suitable for different color lamp body.



MULTIPLE INSTALLATION MODES

Wall mounted for villa, staircase, door, corridor



Hoop type, suitable for small roads in new countryside

